

Boardworks History KS3 1066–1500 is accompanied by the following reference sheets:

1066–1500 Family Tree

A printable diagram showing the kings of England covered in this unit and how they were related.

1066–1500 Timeline

A printable timeline of the period, including all the important dates, which can be annotated by students.

1. England before 1066

17 slides, 7 Flash activities

This presentation is designed to teach:

- Who the English were descended from.
- How England was run.
- What England was like in the 1060s.



2. Three Men and a Crown

11 slides, 6 Flash activities, 1 worksheet

This presentation is designed to teach:

- Why there was a problem with the succession in 1066.
- Who wanted the English throne.
- Who had the best claim to the throne.





3. The Battle of Hastings

23 slides, 10 Flash activities, 1 worksheet


This presentation is designed to teach:

- How Harold planned to defend England.
- Who won the Battle of Stamford Bridge.
- How William invaded England.
- Who won the Battle of Hastings, and why.

Pictorial evidence – the Bayeux Tapestry 



Is this man Harold? He is either dead or dying. A Norman knight is hacking at his legs.

19 of 24 

4. How William Became King

12 slides, 5 Flash activities, 1 worksheet

This presentation is designed to teach:

- The problems William faced directly after his victory at Hastings.
- How he overcame these problems in the short-term.
- What challenges he still had to tackle.

What problems did William face? 

The **English lords** do not support William and cannot be trusted.



Much of northern England supports invasion by the **Scandinavians**.



Money is required, but there is no record of the wealth of the country.



Some of **Harold's troops** did not come to Hastings and are still in **London**.



At **Dover** there is a strong castle full of **English soldiers**.



5 of 12 


5. William's Problems and his Solutions

21 slides, 6 Flash activities, 1 worksheet

This presentation is designed to teach:

- The problems William faced in governing his new kingdom.
- How William dealt with resistance.
- How William ran the country.

Hereward's revenge



Like a dog I was driven into the marshes. I lay low, planning my revenge. Under cover of darkness I stormed the house, killing all I could find. When morning came, my brother's head was gone. In its place were the heads of 15 Norman knights.

14 of 21

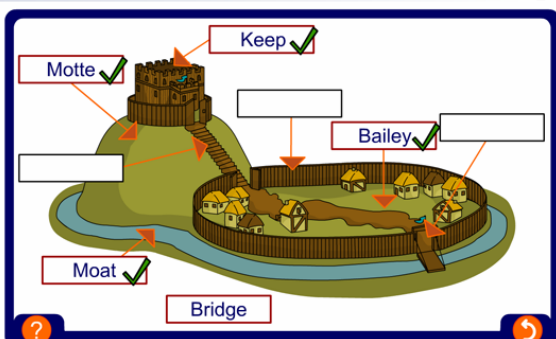
6. Why were Motte and Bailey Castles Important?

11 slides, 5 Flash activities, 1 worksheet

This presentation is designed to teach:

- What a motte and bailey castle is.
- Why they were built.
- What they looked like.
- The main advantages and disadvantages of motte and bailey castles.

Test your knowledge (i)



6 of 11

7. How did Castle Design Change?

12 slides, 3 Flash activities

This presentation is designed to teach:

- Why castles needed to develop.
- How castles developed from the motte and bailey type.
- The changes that took place in castle design.

Inside a stone keep castle



Click on the question marks to learn more about a stone keep castle.

6 of 12

8. Attacking and Defending a Castle

26 slides, 8 Flash activities, 2 worksheets

This presentation is designed to teach:

- Why castles were built and why their design developed.
- The different castle defences.
- The different ways of attacking a castle.
- How methods of attack might be adapted in different situations.

Attack and Defence: multiple-choice questions

BINGO
Which of these were not thrown through murder holes?

plague victims
boiling water
hot sand

2

pause

26 of 26 © Boardworks Ltd 2007

9. Stephen and Matilda

15 slides, 4 Flash activities

This presentation is designed to teach:

- What the status of women in medieval society was.
- The problems of having a female ruler.
- Why a civil war erupted between Stephen and Matilda.

If not Matilda...

Unfortunately for Matilda, not all the English barons thought that a woman could rule. Who then should be king? Click on each family member to find out more.

WILLIAM I

Robert Curthose WILLIAM II Adela HENRY I

William Clito Stephen William Matilda

Henry Geoffrey

12 of 15 © Boardworks Ltd 2007

10. Murder in the Cathedral

23 slides, 5 Flash activities, 2 worksheets

This presentation is designed to teach:

- Who Henry II and Thomas Becket were.
- Why they fell out.
- What happened at the cathedral.
- What 'historical interpretation' is.
- Whether Henry meant to kill Becket.

11. Evil or Unlucky? An Examination of King John

30 slides, 5 Flash activities, 1 worksheet

This presentation is designed to teach:

- How history is written.
- Who King John was.
- Whether John was a bad king, or an unlucky king.
- What the Magna Carta was, and why is it still so important today.


12. Edward and the Welsh

21 slides, 6 Flash activities

This presentation is designed to teach:

- The importance of Wales to English kings.
- Why Edward I invaded Wales.
- The significance of Edward I and Llywelyn ap Gruffydd.
- How Edward I set about trying to control Wales.

Welsh castles



Beaumaris was Edward's strongest castle.

Its **concentric rings** of battlements were on the cutting-edge of medieval castle design.

What **psychological** impact do you think Edward's castle building had on the Welsh (if any)?

18 of 21


13. The Long Scottish Wars

21 slides, 6 Flash activities, 1 worksheet

This presentation is designed to teach:

- Why the English went to war with Scotland.
- Who William Wallace was.
- Who Robert the Bruce was.
- What happened at Bannockburn.

Who was William Wallace?



When and where were you born?

Nobody knows for certain when or where I was born. It is thought that I was probably born between 1272 and 1274 in western Scotland.

When and where were you born?

audio on

8 of 21


14. The Hundred Years War

30 slides, 9 Flash activities, 1 worksheet

This presentation is designed to teach:

- What caused the Hundred Years War.
- What the fighting was like.
- The significant events.
- Who Joan of Arc was.
- How the war ended.

The Battle of Agincourt



Henry drew up his small army of around **6,000** men on the **top of a slope**.

His soldiers were arranged between two dense **woods** which prevented the French attacking from the sides.

audio off

22 of 30

15. The Feudal System

12 slides, 3 Flash activities, 1 worksheet

This presentation is designed to teach:

- Why William wanted a feudal system.
- What the feudal system was.
- How the feudal system affected different people.

16. A Peasant's Life

20 slides, 7 Flash activities, 2 worksheets

This presentation is designed to teach:

- What life was like in a medieval village.
- How peasants farmed the land.
- How the peasants worked over the course of a year.

17. Life in a Medieval Town

15 slides, 6 Flash activities

This presentation is designed to teach:

- How towns developed.
- What life was like in a medieval town.
- What jobs people did in the towns.

18. Medieval Law and Order

25 slides, 6 Flash activities, 1 worksheet

This presentation is designed to teach:

- What law and order was like in medieval times.
- How people were found guilty of crimes.
- How people were punished for committing a crime.

Competing courts

Medieval justice was rather complicated. A major reason for this was that there were many different courts.

Royal courts dispensed justice in the name of the king. They mainly dealt with important cases involving the nobility.

Manorial courts were run by local lords. They dealt with local cases involving the lord's villeins and tenants.

Church courts were completely separate. They dealt with cases involving the clergy, who could not be tried in the other courts.

5 of 25 © Boardworks Ltd 2007

19. The Black Death

21 slides, 6 Flash activities, 1 worksheet

This presentation is designed to teach:

- What the Black Death was.
- How medieval people thought it was spread.
- How the disease was really spread.
- What actions were taken to stop the spread of the disease and how successful they were.

The effects of the Black Death

Monks and priests were particularly badly hit by the plague, because they were expected to visit the sick and dying.

This illuminated letter from an English text made around 1360-75, shows monks with the plague being blessed by a priest.

14 of 21 © Boardworks Ltd 2007

20. The Peasants' Revolt

20 slides, 6 Flash activities

This presentation is designed to teach:

- The reasons why the peasants wanted to revolt.
- The impact of the poll tax and its role in sparking the revolt.
- How Richard II dealt with the peasants.

Causes of the Peasants' Revolt

1 New ideas about the redistribution of wealth.

2 The lords tried to impose low wages by passing

3 The wages

4 Strerged.

5 Peas who had to work on their lord's land.

6 Hatred of the poll tax.

How important do you think each of these factors were in causing the revolt? Press start to begin.

start

11 of 20 © Boardworks Ltd 2007

21. How to get to Heaven

20 slides, 4 Flash activities, 1 worksheet

This presentation is designed to teach:

- Why the Church was so important in people's lives.
- How the Church was organized.
- How medieval people thought they could avoid hell and go to heaven.

The parish priest

For most people, the **parish priest** was their main contact with the church.

Some priests were unable to read or write – they learnt the Latin services off by heart.

Many farmed land called the 'glebe'.

Many were very poor.

They spent a lot of time working in the fields, just like the villagers.

Villagers had to give a tenth of what they produced to the Church. This was called a **tithe**. Most of the tithe was taken by the church official; the priest got very little.

9 of 20 © Boardworks Ltd 2007

22. Monks and Nuns – Servants of God

21 slides, 7 Flash activities

This presentation is designed to teach:

- About monks, nuns and friars in the Middle Ages.
- How they lived and what they did.
- What impact they had on ordinary people.
- Who ordinary people usually preferred and why.

Monks and nuns: multiple-choice questions

One of the vows a monk made upon entering a monastery.

21 of 21 © Boardworks Ltd 2007

23. The Crusades

21 slides, 9 Flash activities, 2 worksheets

This presentation is designed to teach:

- Why the crusades took place.
- What motivated people to go on crusade.
- How successful the crusades were.
- The results of the crusades.

Why did people go on the crusades?

Read each source about the crusades, then answer the question that appears at the top.

8 of 21 © Boardworks Ltd 2007