


All day to play



Links to the Curriculum Guidance for the Foundation Stage.

Use this document to find the right activity to teach a particular objective.

Key to the sections and activities



The Alphabet Song



The alphabet song.



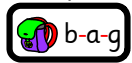
The Alphabet



The Alphabet Keyboard



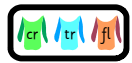
The Alphabet



CVC blends



Consonant Clusters 1



Consonant Clusters 2



Phonics



Upstairs, Downstairs, Front or Back?



What *is* that word?



Sound it out!



Phoneme Fun!



Onset and Rime 1



Onset and Rime 2



Buried Treasure.



Nursery Rhymes



Hickory, dickory, dock



Hey diddle, diddle



Humpty Dumpty



Baa, baa, black sheep



Jack and Jill



Higglety, Pigglety, Pop!

Each Nursery Rhyme includes 4 activities:-



Nursery Rhyme Main Screen



Silly Rhymes



Missing Words



What happens next?



Tongue Twisters



c cat



d dog



f fish



f frog



m mouse

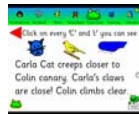


n newt



p parrot

Each Tongue Twister includes a 'letter click' activity:-



Handwriting



Handwriting



Patterns



Talking Books




All day to play
Talking book

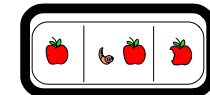


Mud

Talking book



What happens next?



In the right order?

Early Learning Goals:-

- | | |
|--|--|
| <ul style="list-style-type: none">• Link sounds to letters, naming and sounding the letters of the alphabet. (<i>Linking sounds and letters :- 4</i>)• Hear and say initial and final sounds in words, and short vowel sounds within words. (<i>Linking sounds and letters :- 5 & 6</i>)• Read a range of familiar and common words (using phonic knowledge) (<i>Linking sounds and letters :- 7 & 8</i>)• Use phonic knowledge to read simple regular words. (<i>Linking sounds and letters:- 7</i>)• Use knowledge of letters, sounds and words when reading and writing independently. (<i>Linking sounds and letters:- 8 & 9</i>)• attempt to read more complex words using phonics knowledge. (<i>Linking sounds and letters:- 8</i>)
• Use their phonic knowledge to write simple regular words and make phonetically plausible attempts at more complex words. (<i>Writing:- 7</i>)• Use a pencil and hold it effectively to form recognizable letters, most of which are correctly formed. (<i>Writing:- 5</i>) | <ul style="list-style-type: none">• Upstairs, Downstairs, Front or Back? Sound it out! Phoneme Fun! Buried Treasure. The Alphabet Keyboard. The Alphabet.• Upstairs, Downstairs, Front or Back? What <i>is</i> that word? Sound it out! Buried Treasure. The Alphabet Keyboard.• What <i>is</i> that word? CVC blends.
• CVC blends
• CVC blends. Consonant Clusters 1 and 2.
• The alphabet

• Onset and Rime 1 and 2. The Alphabet Keyboard.
• Handwriting. Patterns. |
|--|--|

- Know that print carries meaning and in English is read from left to right and from top to bottom. (*Reading:- 4*)
-
- Show an understanding of the elements of stories, such as main character, sequence of events and openings. (*Reading:- 5*)
- Explore and experiment with sounds, words and texts.
- Read a range of familiar and common words and simple sentences independently. (*Reading:- 6*)
- Retells narratives in the correct sequence drawing on language patterns and stories. (*Reading:- 7*)
- Listen with enjoyment and respond to stories, songs and other music, rhymes and poems. (*Language for communication and thinking:- 4*)
- Sustain attentive listening responding to what they have heard by making relevant comments, questions or actions. (*Language for communication and thinking:- 4*)

- Nursery Rhymes Main screen. Silly Rhymes. Missing words. What comes next? Tongue Twisters. Tongue Twisters – letter click. Talking books.
- Talking books. What happens next? In the right order?
- Silly Rhymes
- Nursery Rhymes Main screen. Silly Rhymes. Missing words. What comes next? Tongue Twisters. Onset and Rime1 and 2. Talking Books. Phoneme Fun! The Alphabet. Tongue Twisters – letter click.
- Missing words. What comes next? Talking books. What happens next? In the right order?
- Nursery Rhymes Main screen. Silly Rhymes. Missing words. What comes next? Tongue Twisters. Talking books. The alphabet song. Tongue Twisters – letter click.
- Talking books. The alphabet song.