

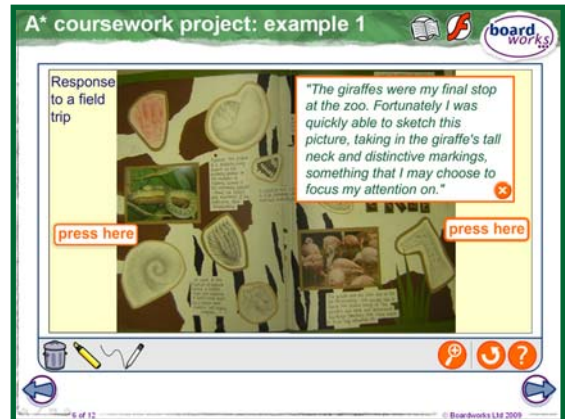
KS4 Art & Design Contents

Unit 1: Introduction – 1a Introduction to GCSE Art & Design

12 slides, 4 Flash activities

This presentation includes:

- An overview of GCSE Art & Design
- GCSE project examples
- How to work to a brief




Unit 1: Introduction – 1b Suggested GCSE Project Structure

23 slides, 8 Flash activities

This presentation includes:

- Suggested project structure
- Project task checklist



Unit 2: Recording Observations – 2a Written Recording of Ideas

9 slides, 3 Flash activities

This presentation includes:

- Generating ideas
- Spider diagrams
- Presenting notes visually



Unit 2: Recording Observations
– 2b Collecting Imagery

12 slides, 3 Flash activities

This presentation includes:

- Creating mood boards of relevant imagery
- Annotating mood boards
- Artist mood boards

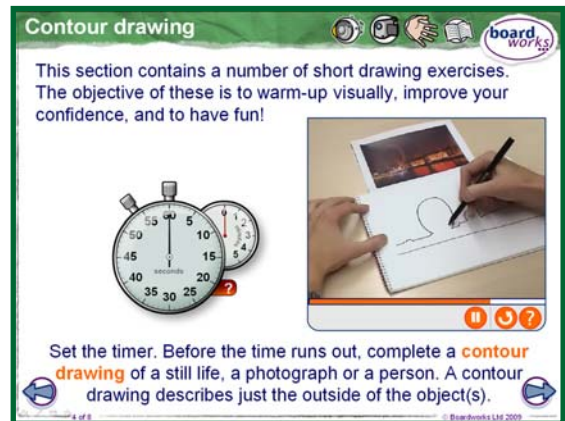


Unit 2: Recording Observations
– 2c Introduction to Drawing

19 slides, 4 Flash activities, 5 videos, 3 audio clips

This presentation includes:

- **Part 1** – what is drawing, warm-up exercises
- **Part 2** – warm-up exercises
- **Part 3** – warm-up exercises, Top Tips for creating a drawing

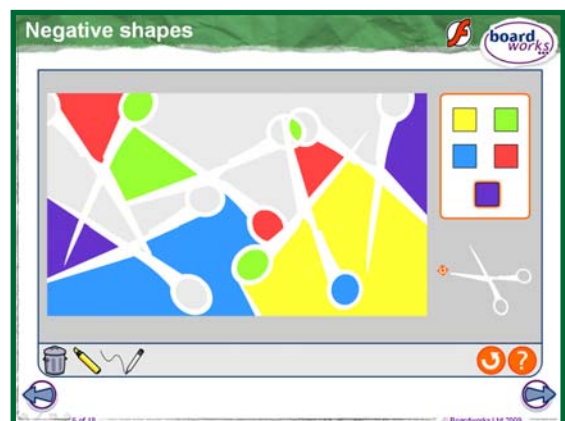


Unit 2: Recording Observations
– 2d Key Concepts

63 slides, 37 Flash activities

This presentation includes:

- **Part 1** – line, tone, texture and mark-making, mark-making and tone
- **Part 2** – colour, shape and form, pattern
- **Part 3** – space, composition, perspective

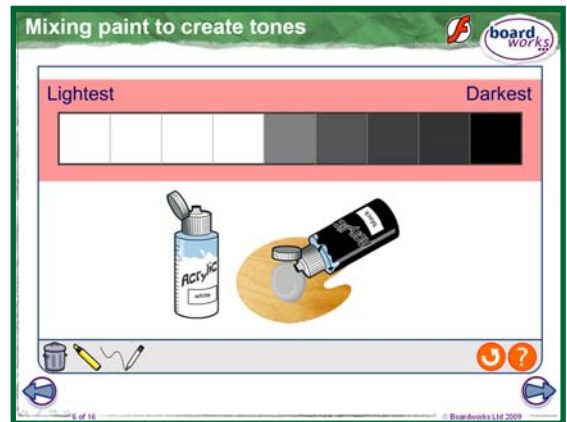


Unit 2: Recording Observations
– 2e Black & White Media and Techniques

54 slides, 26 Flash activities

This presentation includes:

- **Part 1** – tonal pencil, oil pastel
- **Part 2** – chalk and charcoal, pen, monoprinting
- **Part 3** – acrylic paint, white pencil

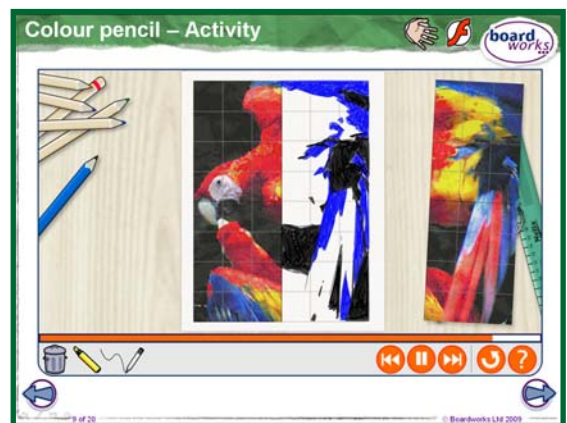


Unit 2: Recording Observations
– 2f Colour Media and Techniques

65 slides, 28 Flash activities, 1 video

This presentation includes:

- **Part 1** – monochromatic painting, oil pastel
- **Part 2** – colour pencil, pen and wash
- **Part 3** – acrylic painting, watercolour
- **Part 4** – collage, mixed media



Unit 2: Recording Observations
– 2g Photography

8 slides, 2 Flash activities

This presentation includes:

- Introduction to photography
- Digital photography
- Composition
- Digital manipulation



Unit 3: Analysing and Evaluating
– 3a Annotation and Research Approaches

22 slides, 10 Flash activities

This presentation includes:

- Annotating your work
- Researching an artist
- Analysing the work of artists

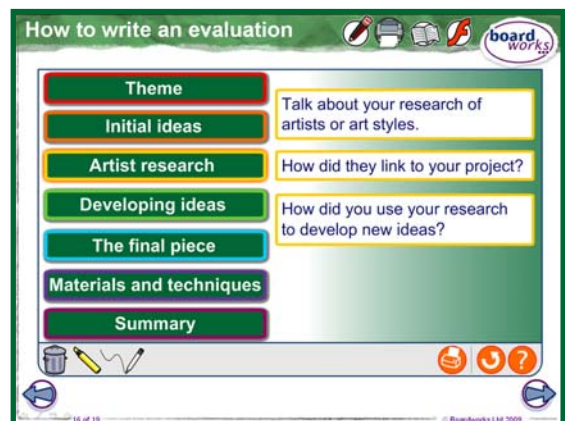


Unit 3: Analysing and Evaluating
– 3b Fieldwork and Evaluation

19 slides, 10 Flash activities

This presentation includes:

- First-hand observation
- Writing an evaluation

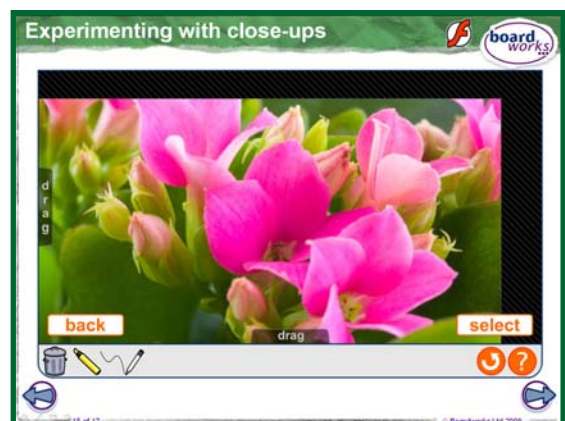


Unit 4: Developing Ideas and a Personal Response
– 4a How to Develop Ideas

17 slides, 7 Flash activities

This presentation includes:

- Initial ideas
- Exploring your images
- Experimenting with close-ups
- Developing ideas

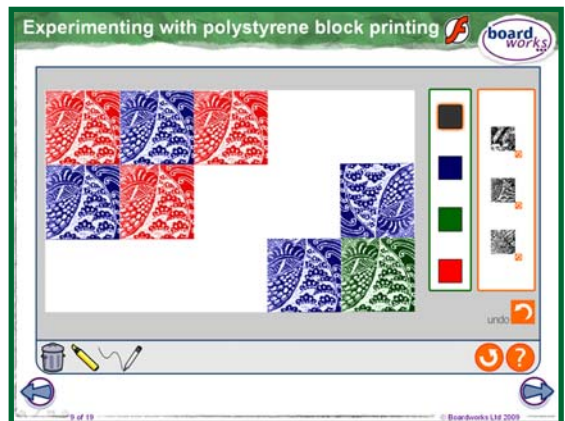


Unit 4: Developing Ideas and a Personal Response – 4b, 4c, 4d and 4e Media

73 slides, 27 Flash activities, 1 video

This presentation includes:

- **Part 1** – painting, collage and mixed media
- **Part 2** – sculpture, ceramics
- **Part 3** – fine art textiles
- **Part 4** – printing, silk painting

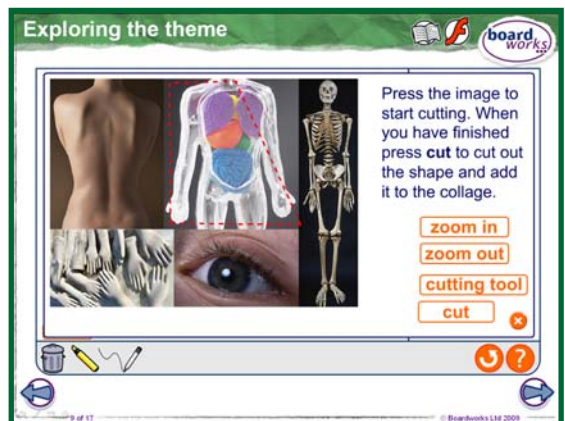


Unit 5: Project Starting Points – 5a The Natural World

51 slides, 17 Flash activities, 2 videos, 6 audio clips

This presentation includes:

- **Part 1** – trees, landscape, crustaceans and fish
- **Part 2** – insects, water, reptiles
- **Part 3** – seeds and seed pods, the human form, flowers



Unit 5: Project Starting Points – 5b Man-made Objects

34 slides, 12 Flash activities

This presentation includes:

- **Part 1** – toys, architecture, still life
- **Part 2** – collections, cakes, sweets and biscuits, shoes

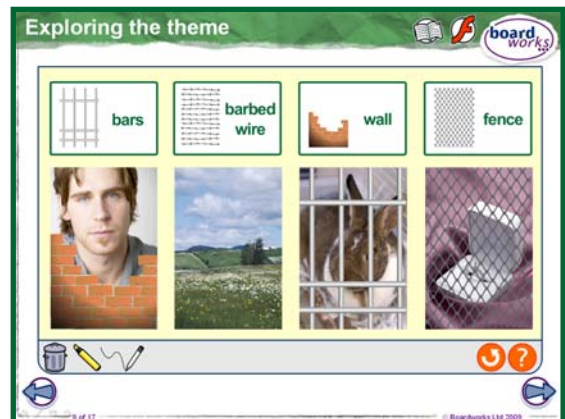


Unit 5: Project Starting Points – 5c Themes and Concepts

46 slides, 16 Flash activities

This presentation includes:

- **Part 1** – curves, circles and spirals, surfaces, distortion and reflection
- **Part 2** – growth and decay, barriers, pattern
- **Part 3** – safely contained, portraiture

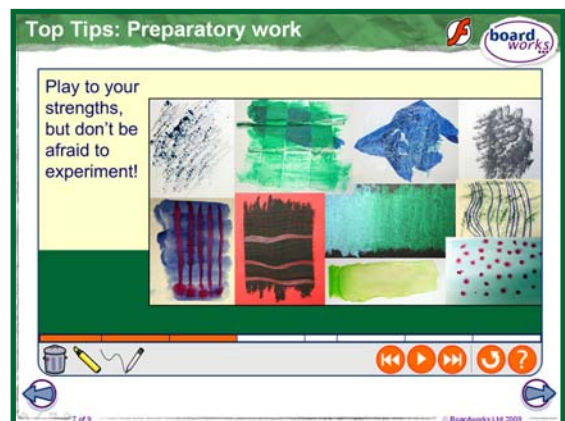


Unit 6: Assessment Resource – 6a The Examination Project

9 slides, 3 Flash activities

This presentation includes:

- The exam paper
- Exam project checklist
- Preparatory work
- Examination rules

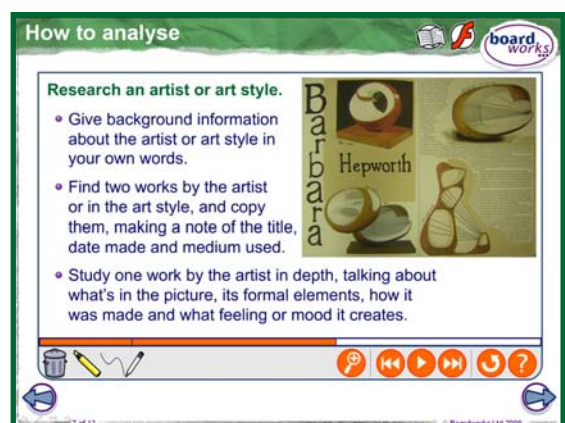


Unit 6: Assessment Resource – 6b The Assessment Criteria

12 slides, 5 Flash activities

This presentation includes:

- The assessment criteria
- Research
- Analysis
- Experimentation
- Final piece
- End of project checklist



Accompanying materials




Image Library

For easy reference, each unit is accompanied by a folder of images which feature in the presentations. These can be printed out and used in class or used independently with graphic software.



Worksheets

Most units are accompanied by a selection of printable, editable worksheets.



Glossary

Glossary terms are highlighted throughout the resource and there is a printable, editable glossary.